

DLHONLINE GUIDES



DRUM AND BARREL HANDLING GUIDE

Contents

Introduction

- Staying Safe when Handling Industrial Drums.
- Risk Factors.
- Safe Use of Drum Lifters.
- Potential Complications & Management Techniques.
- Ergonomic Drum Handling Equipment.

Drum Lifters

- Types of Grip.
- Top Gripping Drum Lifters for Overhead Lifting.
- Top Gripping Fork Lift Drum Lifter Attachments.
- End Gripping Drum Lifters.
- Side Gripping Fork Lift Drum Lifter Attachments.
- Side Gripping Overhead Drum Lifters.
- Side Gripping Drum Rotating Overhead Lifters.
- Side Gripping Forklift Drum Rotating Lifter Attachments.
- Drum Handling Trucks, Trolley and Stands.

STAYING SAFE WHEN HANDLING INDUSTRIAL DRUMS

"Industrial drums of any size pose a significant workplace risk for anyone employed in warehousing or material handling occupations".

With the average 210 Litre/55-gallon drum weighing between 180-275 kg; manual handling, transporting, decanting or otherwise handling steel, paperboard (commonly called a fibre drum), or plastic drums is not only a potential safety hazard for employees but an inefficient method of accomplishing most industrial drum handling applications.



As with all potentially dangerous occupations, however, these risks can be managed through a combination of the appropriate equipment and proper safety procedures.

Safe handling of industrial drums also requires not only awareness but ongoing education around the hazards faced by those working with industrial drums. In this guide, we offer a quick overview of safe drum handling solutions.

RISK FACTORS

Material handling situations all carry their own risk factors unique to each application which is why it is important to always handle drums as safely as possible. Taking the time to assess the challenges associated with any job is an essential first step in managing them. Some of the common safety hazards associated with industrial drum handling include:

- Heavy drums that can't be handled manually.
- The size and shape of industrial drums makes even the lightest or even empty drums unwieldy to handle manually.
- Confined spaces in which workers are unable to use forklifts or other material handling equipment
- Storage of drums in restricted spaces where worker range of motion is severely restricted.
- Unsafe floor conditions in which slipperiness, clutter or uneven surfaces can cause trips or falls.
- Half-filled drums that have the potential to shift their weight while in transport.
- Hazardous materials that can leak out of improperly sealed drums.
- High volumes of industrial drums, even when done safely, can lead to overexertion and Musculoskeletal strain associated from manual handling.

SAFE USE OF DRUM LIFTERS

1. Before use - always read the manufacturers specific instructions for safe use.
2. Do not use to lift people.
3. Do not lift loads when there are people in the danger zone.
4. Do not use for operations other than those specified.
5. Drum lifters may be designed for specific types or sizes. Only use for the drums specified.
6. Ensure that the surface of the drum is clean and dry - Lubricants etc. may impair grip.
7. Do not attempt a lift until satisfied that the lifter is adequate and being used correctly.
8. Do not subject the lifter to shock loads particularly once the load has been raised.
9. Be aware of the danger of unbalanced loads.
10. Take particular care when manipulating a drum to empty it. The position of the centre of gravity may change causing a lateral movement and sudden discharge of the contents and the lifter to release.
11. Ensure the drum is transported gently to avoid swaying.
12. Do not attempt to release the lifter until the drum is set down and stable.
13. The drum contents may be hazardous - Ensure safe practices and protections are in place before lifting.



POTENTIAL COMPLICATIONS & MANAGEMENT TECHNIQUES

Improper handling of industrial drums can have a number of both long and short term consequences, including, death, disfigurement, chemical burns, musculoskeletal injuries and disorders related to overexertion. While different applications require different risk-reduction strategies, the following techniques are common to almost all work environments:

Environmental Management:

A clean workspace is a safe workspace. Keep work areas free of dust and clutter. Make sure spaces are well-lit, and install ramps or other accessibility solutions as necessary.

Protective Clothing:

Proper work gloves, headgear and footwear are essential when handling industrial drums. Ensure that any employees on the floor have access to appropriate protective clothing.

Hazardous Material Labelling:

Always read Manufacturers Safety Instructions and other product information. Use the recommended containment strategies in the event of a spill or accidental exposure.

Proper Equipment:


Ensure that workers are provided with and trained on equipment that enables them to handle industrial drums safely and efficiently.



ERGONOMIC DRUM HANDLING EQUIPMENT

An important aspect of risk management is having the right equipment for the job and knowing how to use it properly.

DLH online offers a number of products designed to increase on-the-job safety when handling industrial drums.



Our equipment is designed specifically for all drum handling applications from occasional to very repetitive tasks including; transporting drums, loading or unloading pallets, weighing drums, or dumping and dispensing drums.

From drum-handling forklift attachments and overhead crane attachments to ergonomic drum transporters and self-propelled drum rotators, we supply a full selection of equipment that reduces the risks of injury associated with any drum handling application. Hopefully you found these drum handling safety tips useful.


DRUM LIFTERS

For suspension from overhead lifting machines or forklift trucks

These are broadly split into three different types:

- 1) To grip the top of the drum.
- 2) To grip the ends of the drum.
- 3) To grip the side of the drum.

Top Gripping Vertical Drum Lifters for Overhead Lifting



The only possible manipulation is rotation about the vertical axis of the drum whilst suspended from a hook of a lifting machine or forklift hook attachment.

This type of lifter grips the top of the drum and is capable of lifting and lowering the drum.

Examples of Top Gripping Drum Lifters

Click on the decription to be taken directly to that product on our website

Lifts All® Fast Barrel
Handling Vacuum Lifter



Lifts All® Fast Drum
Gripper Lifter



Raptor® Vertical Drum
Clamps - DL500B



Camlok® DC500
Quick Drum Clamps

Raptor® Universal 2
Leg Steel Drum Lifting
Sling - DL500



Camlok® DA - DAF
Low Headroom Drum
Clamps

Raptor® Vertical 2
Point Drum Lifter for
210l Drums - DL350



Raptor® 3 Point Vertical
Drum Lifter for Steel &
Plastic Drums - DL360

Raptor® Vertical Drum
Sling - DL500A



Raptor® Adjustable
Drum Lifter - for Steel or
Plastic Drums -
DL360SP

Top Gripping Fork Lift Drum Lifting Attachments



This type of lifter grips the top of the drum and is capable of lifting and lowering the drum

The fully automated rim grip is versatile and efficient for the movement of a wide variety of steel and plastic drums that are either open or closed topped. The hardened steel jaws lift from the rim of the drum thus allowing the safe movement of both new and damaged drums.

Examples of Fork Lift Top Gripping Drum Lifting Attachments

Click on the description to be taken directly to that product on our website

Invicta® Fork Mounted Automatic Multi-Type Single Steel or Plastic Drum Rim Grip IRG-1. (Double Grip Also Available).



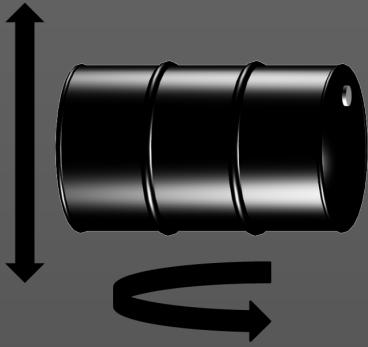
Raptor® Gator Grip Forklift Single Steel Drum Grab - DG360B

Raptor® Gator Grip Forklift Double Drum Grabs - DG720B



Raptor® Gator Grip Forklift Double Poly Drum Grabs - DG720A

End Gripping Drum Lifters



This type of lifter grips the ends of the drum and is capable of lifting and lowering the drum.

The only possible manipulations is rotation about the horizontal axis of the drum whilst suspended from a hook of a lifting machine or forklift hook attachment.

Examples of End Gripping Drum Lifters

Click on the decription to be taken directly to that product on our website

Raptor® Horizontal
Manual Drum Tongs -
DM500



Raptor® Semi-
Automatic Horizontal
Drum Tongs - DN500



Topal® HF Semi-
Automatic Horizontal
Steel Drum Clamp



Pewag® Grade 10 Drum
or Barrel sling - made to
order. Sliding hooks on
chain loop captive on
top master link. Can be
fitted with a chain
shortener.



Side Gripping Fork Lift Drum Lifter Attachments



The Fork Mounted Drum Lifter provides a simple yet effective method of moving steel drums in a safe and controlled manner, which is aimed at the small to medium volume drum user. This type of lifter grips the side of the drum and is capable of only lifting and lowering the drum.

Examples of Side Gripping Rotating Drum Lifters

Click on the decription to be taken directly to that product on our website

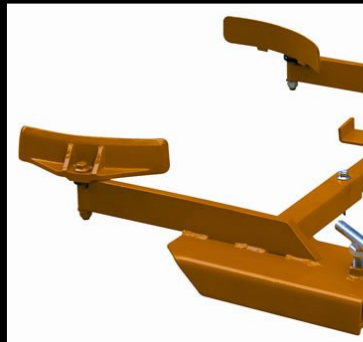
Invicta® Fork Mounted
Single or Twin Drum
Lifter Model - IDL



Raptor® Slide-on
Adjustable Poly Drum
Grabs - DG60



Raptor® Slide-on
Adjustable Poly Drum
Grabs - DG50



Raptor® Slide-on Steel
Double Drum - DG45



Raptor® Slide-
on Steel Single Drum -
DG10



Side Gripping Overhead Drum Lifters




This type of vacuum lifter grips the side of the drum and is capable of high volume lifting and lowering .

The possible manipulations are rotation about the vertical axis of the drum whilst suspended from a hook or a lifting balancer hoist.

Lifts All® Vertical Drum Vacuum Lifter

Ideal for repetitive handling operations

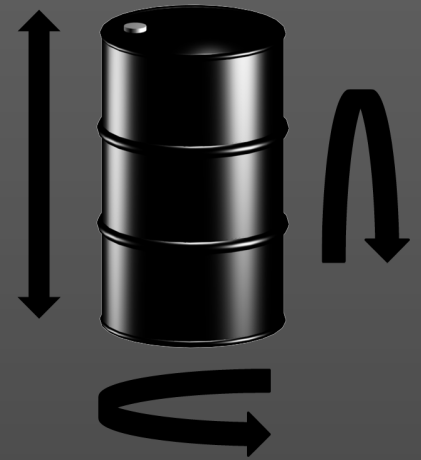


LIFTS ALL
Lift with ease

Side Gripping Drum Rotating Overhead Lifter Attachments

This type of lifter grips the side of the drum and is capable of lifting, lowering and rotating the drum.

The possible manipulations are rotation about the vertical axis of the drum whilst suspended from a hook of a lifting machine. Then, manually or through a gearbox, upending the drum for discharging the contents or storing the drum.



Examples of Side Gripping Drum Rotating Overhead Lifter Attachments

Click on the description to be taken directly to that product on our website

Raptor® LG800 Geared
Drum Lifter/Rotator -
Geared Type



Raptor® LM800
Vertical Drum
Lifter/Rotator - Manual
Type



Invicta® 360kg Crane
Slung Drum Tilter with
Crank Handle - ICTL-1




Invicta® 360kg Crane
Slung Drum Tilter
with Loop Chain - ICTL-
2



Lifts All® Vacuum Drum Lifting and Rotating Systems


Click on the description to be taken directly to that product on our website



Lifts All® Pouring
Tub Vacuum Lifter



Lifts All® Water Tank
Handling System



Lifts All® Vacuum
Handler for Drums



Lifts All® Plastic
Canister Grabs

Side Gripping Forklift Drum Rotating Lifter Attachments



This type of lifter grips the side of the drum and is capable of lifting and lowering and rotating the drum.

The possible manipulations are manually or through gearbox, depending on the drum for discharging the contents or storing the drum in the horizontal position.

Examples of Side Gripping Drum Rotating Overhead Lifter Attachments

Click on the description to be taken directly to that product on our website

Invicta® 360kg Fork
Mounted Drum Tilter
- Hand Crank and
Loop Chain
Operation - Model
IDTL



Raptor® HK285A
Forklift Rotating
Drum Attachment

Raptor® Drum
Upender Positioner -
DR400 Series

Drum Handling Trucks, Trolleys & Stands Guide

This quick guide offers an overview of specific drum handling products available from DLH online. If you can't find the type you require, do please contact our sales team on 0161 223 1990 or by email to sales@dale-lifting.co.uk. We are always adding to our range and new products are continually being made available. Once again you can click on the description below to go to the product on our website.

Drum Movers



Raptor® Adjustable
Height Drum Truck
- DE450 Series



Raptor® DT250
Hydraulic Drum
Truck



Raptor® Hydraulic
Truck for Steel
Drums - HJ365
Series



Raptor® DTF450
Drum
Loader/Unloader

Drum Caddies & Stands



Raptor® Low Profile
Drum Caddy -
DC500 Series



Raptor® Mobile
Drum Carrier and
Dispenser - HD80A
Series



Raptor® Steel Drum
Dollies SD30 &
SD55 Series



DSM200 Drum
Handling Stand &
Mover

Drum De-Palletisers



Raptor® DTF450
Drum
Loader/Unloader



Raptor® DT250
Hydraulic Drum
Truck



Raptor® Hydraulic
Drum Truck -
DTW250

Drum High Lift Stackers



Raptor® Hydraulic
Drum
Stacker/Rotator -
DA40A



Raptor® Ergonomic
Drum Handler -
DT400 Series



Raptor® Hydraulic
Drum Lifter WA30B
Low Profile

Thank you for taking the time to read this guide, we hope you have found it useful. If you need anymore information or you just want to ask a question about any of the products you have seen in this guide, then please contact in one of the following ways:



0161-223-1990



sales@dale-lifting.co.uk



www.dlhonline.co.uk



online chat via the website

Social Media



follow us on Twitter @DLH_Online



follow us on Facebook/dlhonline